



Prakash Oils Limited

Admn. Office : 31/F-12, Vatsalya Chambers,
Sneh Nagar, Main Road, INDORE - 452001
Tel.: 2464411, 4210600 Fax: 0731-2468887
E-mail : pol@satyam.net.in
CIN : L15141MP1986PLC003579

PRAKASH OILS LIMITED, INDORE

Registered Office : Vassalya chambers, Sneh nagar, Main road, Indore-452001


STATEMENT OF UNAUDITED RESULTS FOR THE QUARTER AND NINE MONTHS ENDED 31th DECEMBER, 2013

(Rs. In Lakhs)

Particulars	Quarter Ended	Quarter Ended	Quarter Ended	Nine Months Ended	Nine Months Ended	Year Ended
	31-Dec-13 (Unaudited)	30-Sep-13 (Unaudited)	31-Dec-12 (Unaudited)	31-Dec-13 (Unaudited)	31-Dec-12 (Unaudited)	31-Mar-13 (Audited)
1.(a) Net Sales/Income from Operations	20760.29	22914.14	10170.14	51702.23	53697.98	71599.26
Total Income From Opreation (Net)	20760.29	22914.14	10170.14	51702.23	53697.98	71599.26
2. Expenditure						
a. Increase/decrease in stock in trade and work in progress	-465.79	-516.01	-704.45	-196.64	-714.85	-890.64
b. Consumption of raw materials	3821.33	4905.20	3061.85	10522.51	17759.09	22262.32
c. Purchase of traded goods	16776.76	17611.37	6937.22	39281.75	34297.72	46851.70
d. Employees cost	22.17	21.56	19.88	64.58	56.49	76.28
e. Depreciation & Amortization Expense	15.43	15.40	16.04	46.06	46.75	63.08
f. Other Expenditure	513.41	447.55	481.87	1200.04	1720.09	2154.90
Total	20683.30	22485.06	9812.41	50918.29	53165.29	70517.64
3. Profits / (Loss) from Operations before Other Income, Finance cost and Exceptional Items (1-2)	76.99	429.08	357.73	783.94	532.69	1081.61
4. Other Income	122.08	10.14	44.34	174.11	115.51	133.88
5. Profit / (Loss) From ordinary activities before Finance Cost and Exceptional Items (3+4)	199.06	439.22	402.07	958.04	648.20	1215.50
5. Finance Cost	88.66	109.59	192.00	319.14	435.80	548.78
5. Profit / (Loss) From ordinary activities after Finance Cost and Exceptional Items (5-6)	110.40	329.62	210.07	638.90	212.40	666.71
3. Exceptional Items	0.00	0.00	0.00	0.00	0.00	0.00
1. Profit (+)/ Loss(-) from Ordinary Activities before tax (7+8)	110.40	329.62	210.07	638.90	212.40	666.71
10. Tax expense	0.00	0.00	-65.63	0.00	-65.63	247.48
1. Profit (+)/ Loss(-) from Ordinary Activities after tax (9-10)	110.40	329.62	144.44	638.90	146.77	419.24
2. Extraordinary Item (net of tax expense)	0.00	0.00	0.00	0.00	0.00	0.00
3. Net Profit(+)/ Loss(-) for the period (11-12)	110.40	329.62	144.44	638.90	146.77	419.24
14. Paid-up equity share capital (Face value of the share shall be indicated) For PRAKASH OILS LTD.	670.72 6707200 Equity Shares of Rs.10/- each	670.72 6707200 Equity Shares of Rs.10/- each	670.72 6707200 Equity Shares of Rs.10/- each	670.72 6707200 Equity Shares of Rs.10/- each	670.72 6707200 Equity Shares of Rs.10/- each	670.72 6707200 Equity Shares of Rs.10/- each

Managing Director

REGD. OFFICE : GRAM KHEDA, PITHAMPUR, DIST DHAR (M.P.)



PRAKASH OILS LIMITED, INDORE

Registered Office : Vassalya chambers, Sneh nagar, Main road, Indore-452001

STATEMENT OF UNAUDITED RESULTS FOR THE QUARTER AND NINE MONTHS ENDED 31th DECEMBER , 2013

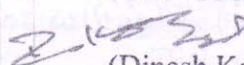
(Rs. In Lakhs)

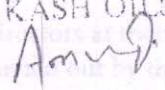
5. Reserves excluding Revaluation						
Reserves as per balance sheet of previous accounting year	2188.91	2188.91	1342.46	2188.91	1342.46	2188.91
6. Earnings per share (EPS)						
A. Before extraordinary item						
a) Basic (in Rs.)	1.65	4.91	2.15	9.53	2.19	6.44
b) Diluted (in Rs.)	1.65	4.91	2.15	9.53	2.19	6.25
B. After extraordinary item						
a) Basic (in Rs.)	1.65	4.91	2.15	9.53	2.19	6.44
b) Diluted (in Rs.)	1.65	4.91	2.15	9.53	2.19	6.25
7. Public shareholding						
- No. of shares	3791087	3791087	3791087	3791087	3791087	3791087
- Percentage of shareholding	56.52%	56.52%	56.52%	56.52%	56.52%	56.52%
8. Promoters and promoter group Shareholding**						
a) Pledged/Encumbered	0.00	0.00	0.00	0.00	0.00	0.00
- Number of shares	0.00	0.00	0.00	0.00	0.00	0.00
- Percentage of shares (as a % of total shareholding of promoter and promoter group)	0	0	0	0	0	0
- Percentage of shares (as a % of the total share capital of the company)	0	0	0	0	0	0
b) Non-encumbered						
- Number of shares	2916113	2916113	2916113	2916113	2916113	2916113
- Percentage of shares (as a % of total shareholding of promoter and promoter group)	100	100	100	100	100	100
- Percentage of shares (as a % of the total share capital of the company)	43.48%	43.48%	43.48%	43.48%	43.48%	43.48%

The figures for the corresponding periods have been regrouped, wherever necessary, to make them comparable.

These results have been reviewed by the audit committee and approved by the board of directors at their respective meetings held on ~~14-02-~~ 2014 and the limited review of the same has been carried out by the statutory auditors of the company.

For Sarda Kasat & Co.
Chartered Accountants
FRN - 09053C


(Dinesh Kasat)
Partner M. No. 073348
Date : 14-02-2014

For PRAKASH OILS LTD.

Managing Director

PRAKASH OILS LIMITED, INDORE
STATEMENT OF ASSETS AND LIABILITIES AS AT 31th DECEMBER, 2013

Sr. No.	Particulars	(Rs. In Lakhs)	
		As at 30.Dece..2013	As at 31.Mar.2013
		(Un Audited)	(Audited)
A	EQUITY AND LIABILITIES		
1	Shareholders' funds		
	a. Share capital	67072000	67072000
	b. Reserves and surplus	282644961	218890803
	Sub-total - Shareholders' funds	349716961	285962803
2	Share Application Money Pending Allotment	-	-
3	Non-current liabilities		
	a. Long-term borrowings	39186360	24962169
	b. Deferred tax liabilities (net)	2078915	2078915
	c. Other long-term liabilities	-	-
	d. Long-term provisions	-	-
	Sub-total - Non-current liabilities	41265275	27041084
4	Current liabilities		
	a. Short-term borrowings	595289447	444917856
	b. Trade payables	399149222	127992138
	c. Other current liabilities	29788791	31795529
	d. Short-term provisions	1497738	32369546
	Sub-total - Current liabilities	1025725198	637075069
	TOTAL - EQUITY AND LIABILITIES	1416707434	950078956
B	ASSETS		
1	Non-current assets		
	a. Fixed assets		
	(i) Tangible assets	42963953	47527323
	(ii) Capital work-in-progress	66249	0
	b. Non-current investments	500000	500000
	c. Deferred tax assets	-	-
	d. Long-term loans and advances	48541978	1413089
	e. Other non-current assets	4792812	4592812
	Sub-total - Non-current assets	96864992	54033224
2	Current assets		
	a. Current investments	-	-
	b. Inventories	250494414	541298646
	c. Trade receivables	723218774	205075438
	d. Cash and cash equivalents	122633651	97399889
	e. Short-term loans and advances	223495603	48671104
	f. Other current assets	0	3600655
	Sub-total - Current assets	1319842442	896045732
	TOTAL - ASSETS	1416707434	950078956

0

- The figures for the corresponding periods have been regrouped, wherever necessary, to make them comparable.
- These results have been reviewed by the audit committee and approved by the board of directors at their respective meetings held on - 14.02.2014 and the limited review of the same has been carried out by the statutory auditors of the company.

Date: 14-02-2014
 Place: INDORE
 For Sarda Kasari & Co.
 Chartered Accountants
 FRN - 09053C
 (Dinesh Kasari)

For PRAKASH OILS LTD:
 Am...
 (Signature)

